

THE
BRICK
STORE



T

Traditional



LR

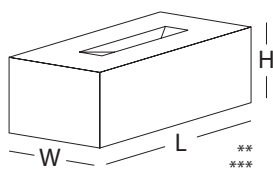

LR Sood & Co

LUDHIANA

Traditional

T1

CROWN RED ORANGE



L 215 W 102 H 65 MM

***Specifications:**

Weight: 2.6 Kg
Strength: Above 75 Kg/Cm²
Water absorption: < 14%

Coverage per sq.ft. (10mm joint):

4" Wall - 5.5 pcs.
9" Wall - 11.2 pcs.
1 m² - 60 pcs.
1 m³ - 530 pcs.

**Specifications are indicative, buyers are requested to undertake tests in accredited laboratories to verify suitability of bricks for particular application.*

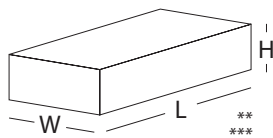

***Individual bricks may vary dimensionally this is natural characteristic of fired clay products and is catered for in relevant Indian Standard.*

****Dimensions are subject to change without prior notice, before ordering/designing buyers are encouraged to inquire about prevailing sizes and quantities available.*

Traditional

T2

ROYAL DUTCH



L 225 W 105 H 42 MM

***Specifications:**

Weight: 1.8 Kg
Strength: Above 75 Kg/Cm²
Water absorption: < 14%

Coverage per sq.ft. (10mm joint):

4" Wall - 7.5 pcs.
9" Wall - 15.5 pcs.
1 m² - 82 pcs.
1 m³ - 711.6 pcs.

**Specifications are indicative, buyers are requested to undertake tests in accredited laboratories to verify suitability of bricks for particular application.*

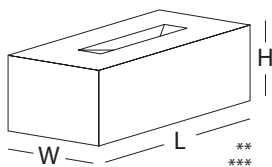
***Individual bricks may vary dimensionally this is natural characteristic of fired clay products and is catered for in relevant Indian Standard.*

****Dimensions are subject to change without prior notice, before ordering/designing buyers are encouraged to inquire about prevailing sizes and quantities available.*

Traditional

T3

BRAMPTON BROWN MULTI



L 215 W 102 H 65 MM

***Specifications:**

Weight: 2.75 Kg
Strength: Above 75 Kg/Cm²
Water absorption: < 14%

Coverage per sq.ft. (10mm joint):

4" Wall - 5.5 pcs.
9" Wall - 11.2 pcs.
1 m² - 60 pcs.
1 m³ - 530 pcs.

**Specifications are indicative, buyers are requested to undertake tests in accredited laboratories to verify suitability of bricks for particular application.*

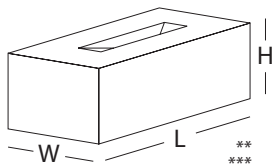
***Individual bricks may vary dimensionally this is natural characteristic of fired clay products and is catered for in relevant Indian Standard.*

****Dimensions are subject to change without prior notice, before ordering/designing buyers are encouraged to inquire about prevailing sizes and quantities available.*

Traditional

T4

GRAPHITE MULTI



L 215 W 102 H 65 MM

***Specifications:**

Weight: 2.75 Kg
Strength: Above 75 Kg/Cm²
Water absorption: < 14%

Coverage per sq.ft. (10mm joint):

4" Wall - 5.5 pcs.
9" Wall - 11.2 pcs.
1 m² - 50 pcs.
1 m³ - 530 pcs.

**Specifications are indicative, buyers are requested to undertake tests in accredited laboratories to verify suitability of bricks for particular application.*

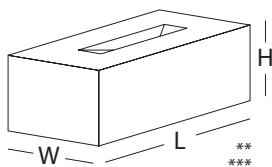
***Individual bricks may vary dimensionally this is natural characteristic of fired clay products and is catered for in relevant Indian Standard.*

****Dimensions are subject to change without prior notice, before ordering/designing buyers are encouraged to inquire about prevailing sizes and quantities available.*

Traditional

T5

MADISON MULTI



L 215 W 102 H 65 MM

***Specifications:**

Weight: 2.6 Kg
Strength: Above 75 Kg/Cm²
Water absorption: < 14%

Coverage per sq.ft. (10mm joint):

4" Wall - 5.5 pcs.
9" Wall - 11.2 pcs.
1 m² - 60 pcs.
1 m³ - 530 pcs.

**Specifications are indicative, buyers are requested to undertake tests in accredited laboratories to verify suitability of bricks for particular application.*

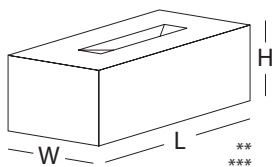
***Individual bricks may vary dimensionally this is natural characteristic of fired clay products and is catered for in relevant Indian Standard.*

****Dimensions are subject to change without prior notice, before ordering/designing buyers are encouraged to inquire about prevailing sizes and quantities available.*

Traditional

T6

VINCENT YELLOW MULTI



L 215 W 102 H 65 MM

***Specifications:**

Weight: 2.5 Kg
Strength: Above 75 Kg/Cm²
Water absorption: < 18%

Coverage per sq.ft. (10mm joint):

4" Wall - 5.5 pcs.
9" Wall - 11.2 pcs.
1 m² - 50 pcs.
1 m³ - 530 pcs.

**Specifications are indicative, buyers are requested to undertake tests in accredited laboratories to verify suitability of bricks for particular application.*

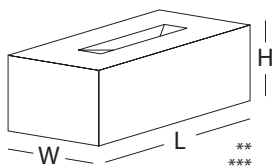

***Individual bricks may vary dimensionally this is natural characteristic of fired clay products and is catered for in relevant Indian Standard.*

****Dimensions are subject to change without prior notice, before ordering/designing buyers are encouraged to inquire about prevailing sizes and quantities available.*

Traditional

T7

CALGARY PINK



L 228 W 108 H 68 MM

***Specifications:**

Weight: 2.6 Kg
Strength: Above 75 Kg/Cm²
Water absorption: < 18%

Coverage per sq.ft. (10mm joint):

4" Wall - 5 pcs.
9" Wall - 10 pcs.
1 m² - 54 pcs.
1 m³ - 436.5 pcs.

**Specifications are indicative, buyers are requested to undertake tests in accredited laboratories to verify suitability of bricks for particular application.*

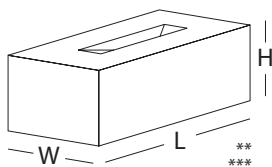
***Individual bricks may vary dimensionally this is natural characteristic of fired clay products and is catered for in relevant Indian Standard.*

****Dimensions are subject to change without prior notice, before ordering/designing buyers are encouraged to inquire about prevailing sizes and quantities available.*

Traditional

T8

IRONBRIDGE MULTI



L 215 W 102 H 65 MM

***Specifications:**

Weight: 2.6 Kg
Strength: Above 75 Kg/Cm²
Water absorption: < 14%

Coverage per sq.ft. (10mm joint):

4" Wall - 5.5 pcs.
9" Wall - 11.2 pcs.
1 m² - 60 pcs.
1 m³ - 530 pcs.

**Specifications are indicative, buyers are requested to undertake tests in accredited laboratories to verify suitability of bricks for particular application.*

***Individual bricks may vary dimensionally this is natural characteristic of fired clay products and is catered for in relevant Indian Standard.*

****Dimensions are subject to change without prior notice, before ordering/designing buyers are encouraged to inquire about prevailing sizes and quantities available.*

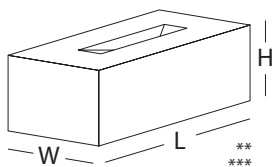
Traditional

THE
BRICK
STORE



T12

WARSAW OLDE



L 215 W 102 H 65 MM

***Specifications:**

Weight: 2.6 Kg
Strength: Above 75 Kg/Cm²
Water absorption: < 18%

Coverage per sq.ft. (10mm joint):

4" Wall - 5.5 pcs.
9" Wall - 11.2 pcs.
1 m² - 60 pcs.
1 m³ - 530 pcs.

**Specifications are indicative, buyers are requested to undertake tests in accredited laboratories to verify suitability of bricks for particular application.*

***Individual bricks may vary dimensionally this is natural characteristic of fired clay products and is catered for in relevant Indian Standard.*

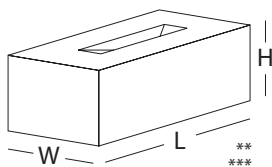
****Dimensions are subject to change without prior notice, before ordering/designing buyers are encouraged to inquire about prevailing sizes and quantities available.*

LR

Traditional

T13

SAPHIRE PINK



L 220 W 105 H 65 MM

***Specifications:**

Weight: 2.6 Kg
Strength: Above 75 Kg/Cm²
Water absorption: < 18%

Coverage per sq.ft. (10mm joint):

4" Wall - 5.4 pcs.
9" Wall - 10.7 pcs.
1 m² - 58 pcs.
1 m³ - 504.1 pcs.

**Specifications are indicative, buyers are requested to undertake tests in accredited laboratories to verify suitability of bricks for particular application.*

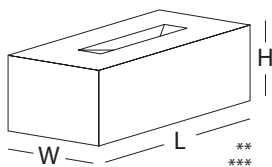
***Individual bricks may vary dimensionally this is natural characteristic of fired clay products and is catered for in relevant Indian Standard.*

****Dimensions are subject to change without prior notice, before ordering/designing buyers are encouraged to inquire about prevailing sizes and quantities available.*

Traditional

T14

VINCENT YELLOW OLDE



L 215 W 102 H 65 MM

***Specifications:**

Weight: 2.3 Kg
Strength: Above 75 Kg/Cm²
Water absorption: < 18%

Coverage per sq.ft. (10mm joint):

4" Wall - 5.5 pcs.
9" Wall - 11.2 pcs.
1 m² - 50 pcs.
1 m³ - 530 pcs.

**Specifications are indicative, buyers are requested to undertake tests in accredited laboratories to verify suitability of bricks for particular application.*

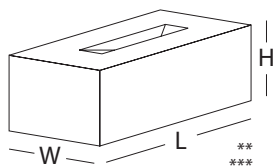
***Individual bricks may vary dimensionally this is natural characteristic of fired clay products and is catered for in relevant Indian Standard.*

****Dimensions are subject to change without prior notice, before ordering/designing buyers are encouraged to inquire about prevailing sizes and quantities available.*

Traditional

T16

FEDERATION MULTI



L 228 W 108 H 68 MM

***Specifications:**

Weight: 2.75 Kg
Strength: Above 75 Kg/Cm²
Water absorption: < 18%

Coverage per sq.ft. (10mm joint):

4" Wall - 5 pcs.
9" Wall - 10 pcs.
1 m² - 54 pcs.
1 m³ - 456.5 pcs.

**Specifications are indicative, buyers are requested to undertake tests in accredited laboratories to verify suitability of bricks for particular application.*

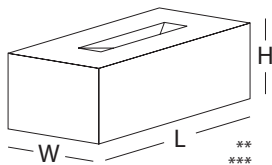
***Individual bricks may vary dimensionally this is natural characteristic of fired clay products and is catered for in relevant Indian Standard.*

****Dimensions are subject to change without prior notice, before ordering/designing buyers are encouraged to inquire about prevailing sizes and quantities available.*

Traditional

T19

ISTANBUL BLEND



L 215 W 102 H 65 MM

***Specifications:**

Weight: 2.8 Kg
Strength: Above 75 Kg/Cm²
Water absorption: < 14%

Coverage per sq.ft. (10mm joint):

4" Wall - 5.5 pcs.
9" Wall - 11.2 pcs.
1 m² - 50 pcs.
1 m³ - 530 pcs.

**Specifications are indicative, buyers are requested to undertake tests in accredited laboratories to verify suitability of bricks for particular application.*

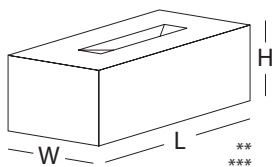
***Individual bricks may vary dimensionally this is natural characteristic of fired clay products and is catered for in relevant Indian Standard.*

****Dimensions are subject to change without prior notice, before ordering/designing buyers are encouraged to inquire about prevailing sizes and quantities available.*

Traditional

T20

LEICESTER MULTI



L 215 W 102 H 65 MM

***Specifications:**

Weight: 2.5 Kg
Strength: Above 75 Kg/Cm²
Water absorption: < 14%

Coverage per sq.ft. (10mm joint):

4" Wall - 5.5 pcs.
9" Wall - 11.2 pcs.
1 m² - 50 pcs.
1 m³ - 530 pcs.

**Specifications are indicative, buyers are requested to undertake tests in accredited laboratories to verify suitability of bricks for particular application.*

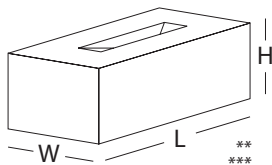
***Individual bricks may vary dimensionally this is natural characteristic of fired clay products and is catered for in relevant Indian Standard.*

****Dimensions are subject to change without prior notice, before ordering/designing buyers are encouraged to inquire about prevailing sizes and quantities available.*

Traditional

T21

OCHRE CLAMP



L 215 W 102 H 65 MM

***Specifications:**

Weight: 2.6 Kg
Strength: Above 75 Kg/Cm²
Water absorption: < 13%

Coverage per sq.ft. (10mm joint):

4" Wall - 5.5 pcs.
9" Wall - 11.2 pcs.
1 m² - 60 pcs.
1 m³ - 530 pcs.

**Specifications are indicative, buyers are requested to undertake tests in accredited laboratories to verify suitability of bricks for particular application.*

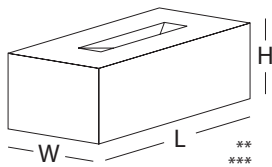
***Individual bricks may vary dimensionally this is natural characteristic of fired clay products and is catered for in relevant Indian Standard.*

****Dimensions are subject to change without prior notice, before ordering/designing buyers are encouraged to inquire about prevailing sizes and quantities available.*

Traditional

T22

OCHRE RED



L 215 W 102 H 65 MM

***Specifications:**

Weight: 2.6 Kg
Strength: Above 75 Kg/Cm²
Water absorption: < 13%

Coverage per sq.ft. (10mm joint):

4" Wall - 5.5 pcs.
9" Wall - 11.2 pcs.
1 m² - 60 pcs.
1 m³ - 530 pcs.

**Specifications are indicative, buyers are requested to undertake tests in accredited laboratories to verify suitability of bricks for particular application.*

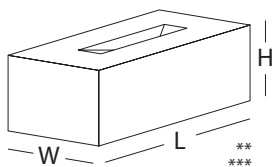
***Individual bricks may vary dimensionally this is natural characteristic of fired clay products and is catered for in relevant Indian Standard.*

****Dimensions are subject to change without prior notice, before ordering/designing buyers are encouraged to inquire about prevailing sizes and quantities available.*

Traditional

T23

BROSELEY DARK



L 215 W 102 H 65 MM

***Specifications:**

Weight: 2.6 Kg
Strength: Above 75 Kg/Cm²
Water absorption: < 13%

Coverage per sq.ft. (10mm joint):

4" Wall - 5.5 pcs.
9" Wall - 11.2 pcs.
1 m² - 60 pcs.
1 m³ - 530 pcs.

**Specifications are indicative, buyers are requested to undertake tests in accredited laboratories to verify suitability of bricks for particular application.*

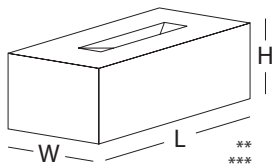
***Individual bricks may vary dimensionally this is natural characteristic of fired clay products and is catered for in relevant Indian Standard.*

****Dimensions are subject to change without prior notice, before ordering/designing buyers are encouraged to inquire about prevailing sizes and quantities available.*

Traditional

T24

PHOENIX OLDE



L 215 W 102 H 65 MM

***Specifications:**

Weight: 2.6 Kg
Strength: Above 75 Kg/Cm²
Water absorption: < 12%

Coverage per sq.ft. (10mm joint):

4" Wall - 5.5 pcs.
9" Wall - 11.2 pcs.
1 m² - 60 pcs.
1 m³ - 530 pcs.

**Specifications are indicative, buyers are requested to undertake tests in accredited laboratories to verify suitability of bricks for particular application.*

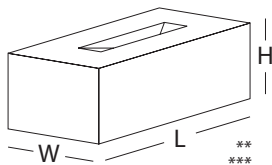
***Individual bricks may vary dimensionally this is natural characteristic of fired clay products and is catered for in relevant Indian Standard.*

****Dimensions are subject to change without prior notice, before ordering/designing buyers are encouraged to inquire about prevailing sizes and quantities available.*

Traditional

T25

EDINBURGH RED OLDE



L 215 W 102 H 65 MM

***Specifications:**

Weight: 2.6 Kg
Strength: Above 75 Kg/Cm²
Water absorption: < 14%

Coverage per sq.ft. (10mm joint):

4" Wall - 5.5 pcs.
9" Wall - 11.2 pcs.
1 m² - 60 pcs.
1 m³ - 530 pcs.

**Specifications are indicative, buyers are requested to undertake tests in accredited laboratories to verify suitability of bricks for particular application.*

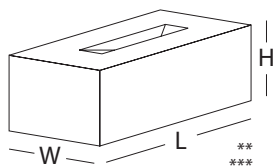
***Individual bricks may vary dimensionally this is natural characteristic of fired clay products and is catered for in relevant Indian Standard.*

****Dimensions are subject to change without prior notice, before ordering/designing buyers are encouraged to inquire about prevailing sizes and quantities available.*

Traditional

T26

WHARTON OLDE



L 215 W 102 H 65 MM

***Specifications:**

Weight: 2.6 Kg
Strength: Above 75 Kg/Cm²
Water absorption: < 14%

Coverage per sq.ft. (10mm joint):

4" Wall - 5.5 pcs.
9" Wall - 11.2 pcs.
1 m² - 60 pcs.
1 m³ - 530 pcs.

**Specifications are indicative, buyers are requested to undertake tests in accredited laboratories to verify suitability of bricks for particular application.*

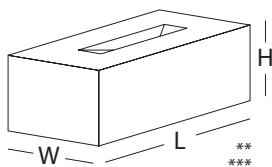
***Individual bricks may vary dimensionally this is natural characteristic of fired clay products and is catered for in relevant Indian Standard.*

****Dimensions are subject to change without prior notice, before ordering/designing buyers are encouraged to inquire about prevailing sizes and quantities available.*

Traditional

T28

FARMHOUSE RED



L 215 W 102 H 65 MM

***Specifications:**

Weight: 2.6 Kg
Strength: Above 75 Kg/Cm²
Water absorption: < 14%

Coverage per sq.ft. (10mm joint):

4" Wall - 5.5 pcs.
9" Wall - 11.2 pcs.
1 m² - 60 pcs.
1 m³ - 530 pcs.

**Specifications are indicative, buyers are requested to undertake tests in accredited laboratories to verify suitability of bricks for particular application.*

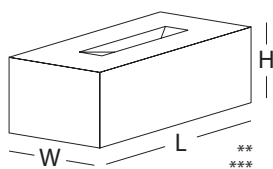
***Individual bricks may vary dimensionally this is natural characteristic of fired clay products and is catered for in relevant Indian Standard.*

****Dimensions are subject to change without prior notice, before ordering/designing buyers are encouraged to inquire about prevailing sizes and quantities available.*

Traditional

T29

FEDERATION RED



L 215 W 102 H 65 MM

***Specifications:**

Weight: 2.6 Kg
Strength: Above 75 Kg/Cm²
Water absorption: < 14%

Coverage per sq.ft. (10mm joint):

4" Wall - 5.5 pcs.
9" Wall - 11.2 pcs.
1 m² - 60 pcs.
1 m³ - 530 pcs.

**Specifications are indicative, buyers are requested to undertake tests in accredited laboratories to verify suitability of bricks for particular application.*

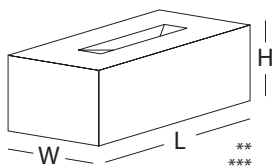
***Individual bricks may vary dimensionally this is natural characteristic of fired clay products and is catered for in relevant Indian Standard.*

****Dimensions are subject to change without prior notice, before ordering/designing buyers are encouraged to inquire about prevailing sizes and quantities available.*

Traditional

T30

WAREHOUSE BLEND



L 215 W 102 H 65 MM

***Specifications:**

Weight: 2.6 Kg
Strength: Above 75 Kg/Cm²
Water absorption: < 14%

Coverage per sq.ft. (10mm joint):

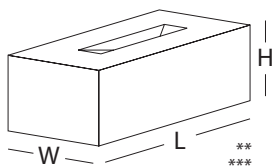
4" Wall - 5.5 pcs.
9" Wall - 11.2 pcs.
1 m² - 60 pcs.
1 m³ - 530 pcs.

*Specifications are indicative, buyers are requested to undertake tests in accredited laboratories to verify suitability of bricks for particular application.
**Individual bricks may vary dimensionally this is natural characteristic of fired clay products and is catered for in relevant Indian Standard.
***Dimensions are subject to change without prior notice, before ordering/designing buyers are encouraged to inquire about prevailing sizes and quantities available.

Traditional

T31

BURNTWOOD RED



L 215 W 105 H 65 MM

***Specifications:**

Weight: 2.6 Kg
Strength: Above 75 Kg/Cm²
Water absorption: < 14%

Coverage per sq.ft. (10mm joint):

4" Wall - 5.5 pcs.
9" Wall - 11 pcs.
1 m² - 56 pcs.
1 m³ - 487 pcs.

**Specifications are indicative, buyers are requested to undertake tests in accredited laboratories to verify suitability of bricks for particular application.*

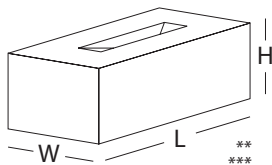
***Individual bricks may vary dimensionally this is natural characteristic of fired clay products and is catered for in relevant Indian Standard.*

****Dimensions are subject to change without prior notice, before ordering/designing buyers are encouraged to inquire about prevailing sizes and quantities available.*

Traditional

T32

STAFFORD BLUE GREY



L 215 W 108 H 68 MM

***Specifications:**

Weight: 2.6 Kg
Strength: Above 75 Kg/Cm²
Water absorption: < 14%

Coverage per sq.ft. (10mm joint):

4" Wall - 5.5 pcs.
9" Wall - 9.6 pcs.
1 m² - 53.5 pcs.
1 m³ - 452.7 pcs.

**Specifications are indicative, buyers are requested to undertake tests in accredited laboratories to verify suitability of bricks for particular application.*

***Individual bricks may vary dimensionally this is natural characteristic of fired clay products and is catered for in relevant Indian Standard.*

****Dimensions are subject to change without prior notice, before ordering/designing buyers are encouraged to inquire about prevailing sizes and quantities available.*

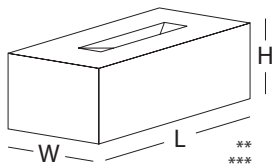
Traditional

THE
BRICK
STORE



T33

CASTLE BLACK



L 215 W 102 H 65 MM

***Specifications:**

Weight: 2.6 Kg
Strength: Above 75 Kg/Cm²
Water absorption: < 18%

Coverage per sq.ft. (10mm joint):

4" Wall - 5.5 pcs.
9" Wall - 11.2 pcs.
1 m² - 60 pcs.
1 m³ - 530 pcs.

**Specifications are indicative, buyers are requested to undertake tests in accredited laboratories to verify suitability of bricks for particular application.*

***Individual bricks may vary dimensionally this is natural characteristic of fired clay products and is catered for in relevant Indian Standard.*

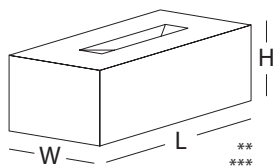
****Dimensions are subject to change without prior notice, before ordering/designing buyers are encouraged to inquire about prevailing sizes and quantities available.*

LR

Traditional

T34

VINCENT YELLOW OLDE



L 215 W 102 H 65 MM

***Specifications:**

Weight: 2.6 Kg
Strength: Above 75 Kg/Cm²
Water absorption: < 18%

Coverage per sq.ft. (10mm joint):

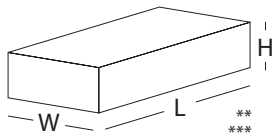
4" Wall - 5.5 pcs.
9" Wall - 11.2 pcs.
1 m² - 60 pcs.
1 m³ - 530 pcs.

*Specifications are indicative, buyers are requested to undertake tests in accredited laboratories to verify suitability of bricks for particular application.
**Individual bricks may vary dimensionally this is natural characteristic of fired clay products and is catered for in relevant Indian Standard.
***Dimensions are subject to change without prior notice, before ordering/designing buyers are encouraged to inquire about prevailing sizes and quantities available.

Traditional

T36

ROYAL DUTCH MULTI



L 215 W 105 H 42 MM

***Specifications:**

Weight: 2.6 Kg
Strength: Above 75 Kg/Cm²
Water absorption: < 14%

Coverage per sq.ft. (10mm joint):

4" Wall - 7.5 pcs.
9" Wall - 15.5 pcs.
1 m² - 82 pcs.
1 m³ - 711.6 pcs.

**Specifications are indicative, buyers are requested to undertake tests in accredited laboratories to verify suitability of bricks for particular application.*

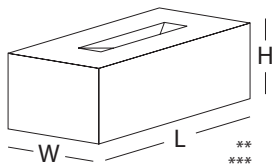
***Individual bricks may vary dimensionally this is natural characteristic of fired clay products and is catered for in relevant Indian Standard.*

****Dimensions are subject to change without prior notice, before ordering/designing buyers are encouraged to inquire about prevailing sizes and quantities available.*

Traditional

T37

ZURICH RED



L 215 W 102 H 65 MM

***Specifications:**

Weight: 2.6 Kg
Strength: Above 75 Kg/Cm²
Water absorption: < 14%

Coverage per sq.ft. (10mm joint):

4" Wall - 5.5 pcs.
9" Wall - 11.2 pcs.
1 m² - 60 pcs.
1 m³ - 530 pcs.

**Specifications are indicative, buyers are requested to undertake tests in accredited laboratories to verify suitability of bricks for particular application.*

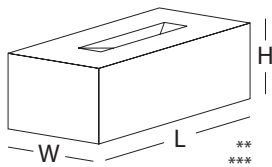
***Individual bricks may vary dimensionally this is natural characteristic of fired clay products and is catered for in relevant Indian Standard.*

****Dimensions are subject to change without prior notice, before ordering/designing buyers are encouraged to inquire about prevailing sizes and quantities available.*

Traditional

T39

KENT PINK



L 215 W 102 H 65 MM

***Specifications:**

Weight: 2.6 Kg
Strength: Above 75 Kg/Cm²
Water absorption: < 18%

Coverage per sq.ft. (10mm joint):

4" Wall - 5.5 pcs.
9" Wall - 11.2 pcs.
1 m² - 60 pcs.
1 m³ - 530 pcs.

**Specifications are indicative, buyers are requested to undertake tests in accredited laboratories to verify suitability of bricks for particular application.*

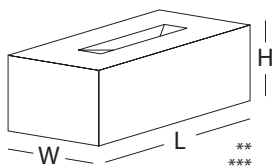
***Individual bricks may vary dimensionally this is natural characteristic of fired clay products and is catered for in relevant Indian Standard.*

****Dimensions are subject to change without prior notice, before ordering/designing buyers are encouraged to inquire about prevailing sizes and quantities available.*

Traditional

T40

BARNHOUSE MULTI



L 215 W 102 H 65 MM

***Specifications:**

Weight: 2.6 Kg
Strength: Above 75 Kg/Cm²
Water absorption: < 14%

Coverage per sq.ft. (10mm joint):

4" Wall - 5.5 pcs.
9" Wall - 11.2 pcs.
1 m² - 60 pcs.
1 m³ - 530 pcs.

**Specifications are indicative, buyers are requested to undertake tests in accredited laboratories to verify suitability of bricks for particular application.*

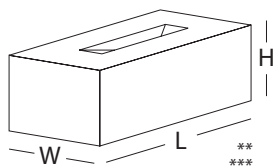
***Individual bricks may vary dimensionally this is natural characteristic of fired clay products and is catered for in relevant Indian Standard.*

****Dimensions are subject to change without prior notice, before ordering/designing buyers are encouraged to inquire about prevailing sizes and quantities available.*

Traditional

T41

VALENCIA MULTI



L 215 W 105 H 65 MM

***Specifications:**

Weight: 2.6 Kg
Strength: Above 75 Kg/Cm²
Water absorption: < 18%

Coverage per sq.ft. (10mm joint):

4" Wall - 8 pcs.
9" Wall - 15.7 pcs.
1 m² - 85.5 pcs.
1 m³ - 743.2 pcs.

**Specifications are indicative, buyers are requested to undertake tests in accredited laboratories to verify suitability of bricks for particular application.*

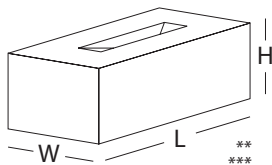
***Individual bricks may vary dimensionally this is natural characteristic of fired clay products and is catered for in relevant Indian Standard.*

****Dimensions are subject to change without prior notice, before ordering/designing buyers are encouraged to inquire about prevailing sizes and quantities available.*

Traditional

T42

SYDNEY GREY



L 228 W 108 H 68 MM

***Specifications:**

Weight: 2.6 Kg
Strength: Above 75 Kg/Cm²
Water absorption: < 18%

Coverage per sq.ft. (10mm joint):

4" Wall - 5 pcs.
9" Wall - 10 pcs.
1 m² - 54 pcs.
1 m³ - 456.5 pcs.

**Specifications are indicative, buyers are requested to undertake tests in accredited laboratories to verify suitability of bricks for particular application.*

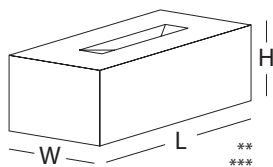
***Individual bricks may vary dimensionally this is natural characteristic of fired clay products and is catered for in relevant Indian Standard.*

****Dimensions are subject to change without prior notice, before ordering/designing buyers are encouraged to inquire about prevailing sizes and quantities available.*

Traditional

T43

AMALFI WHITE



L 228 W 108 H 68 MM

***Specifications:**

Weight: 2.6 Kg
Strength: Above 75 Kg/Cm²
Water absorption: < 18%

Coverage per sq.ft. (10mm joint):

4" Wall - 5 pcs.
9" Wall - 10 pcs.
1 m² - 54 pcs.
1 m³ - 456.5 pcs.

**Specifications are indicative, buyers are requested to undertake tests in accredited laboratories to verify suitability of bricks for particular application.*

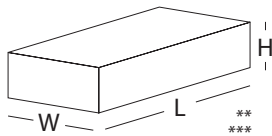
***Individual bricks may vary dimensionally this is natural characteristic of fired clay products and is catered for in relevant Indian Standard.*

****Dimensions are subject to change without prior notice, before ordering/designing buyers are encouraged to inquire about prevailing sizes and quantities available.*

Traditional

T44

COPENHAGEN RED



L 215 W 105 H 42 MM

***Specifications:**

Weight: 2.6 Kg
Strength: Above 75 Kg/Cm²
Water absorption: < 18%

Coverage per sq.ft. (10mm joint):

4" Wall - 8 pcs.
9" Wall - 16 pcs.
1 m² - 86.5 pcs.
1 m³ - 743.2 pcs.

**Specifications are indicative, buyers are requested to undertake tests in accredited laboratories to verify suitability of bricks for particular application.*

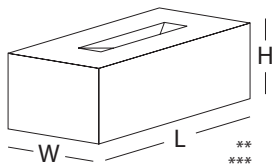

***Individual bricks may vary dimensionally this is natural characteristic of fired clay products and is catered for in relevant Indian Standard.*

****Dimensions are subject to change without prior notice, before ordering/designing buyers are encouraged to inquire about prevailing sizes and quantities available.*

Traditional

T46

LHASA WHITE



L 228 W 108 H 68 MM

***Specifications:**

Weight: 2.6 Kg
Strength: Above 75 Kg/Cm²
Water absorption: < 18%

Coverage per sq.ft. (10mm joint):

4" Wall - 5 pcs.
9" Wall - 10 pcs.
1 m² - 54 pcs.
1 m³ - 456.5 pcs.

**Specifications are indicative, buyers are requested to undertake tests in accredited laboratories to verify suitability of bricks for particular application.*

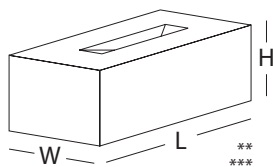
***Individual bricks may vary dimensionally this is natural characteristic of fired clay products and is catered for in relevant Indian Standard.*

****Dimensions are subject to change without prior notice, before ordering/designing buyers are encouraged to inquire about prevailing sizes and quantities available.*

Traditional

T49

ROYAL VERMILION



L 215 W 102 H 65 MM

***Specifications:**

Weight: 2.6 Kg
Strength: Above 75 Kg/Cm²
Water absorption: < 18%

Coverage per sq.ft. (10mm joint):

4" Wall - 5.5 pcs.
9" Wall - 11.24 pcs.
1 m² - 60 pcs.
1 m³ - 529.10 pcs.

**Specifications are indicative, buyers are requested to undertake tests in accredited laboratories to verify suitability of bricks for particular application.*

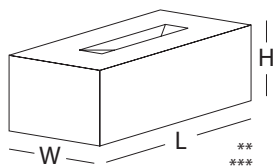
***Individual bricks may vary dimensionally this is natural characteristic of fired clay products and is catered for in relevant Indian Standard.*

****Dimensions are subject to change without prior notice, before ordering/designing buyers are encouraged to inquire about prevailing sizes and quantities available.*

Traditional

T50

DUSTY ROSE CASTLE



L 228 W 108 H 66 MM

***Specifications:**

Weight: 2.6 Kg
Strength: Above 75 Kg/Cm²
Water absorption: < 18%

Coverage per sq.ft. (10mm joint):

4" Wall - 5 pcs.
9" Wall - 10 pcs.
1 m² - 55 pcs.
1 m³ - 468.52 pcs.

**Specifications are indicative, buyers are requested to undertake tests in accredited laboratories to verify suitability of bricks for particular application.*

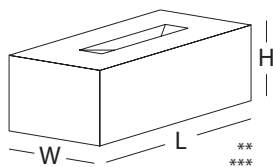
***Individual bricks may vary dimensionally this is natural characteristic of fired clay products and is catered for in relevant Indian Standard.*

****Dimensions are subject to change without prior notice, before ordering/designing buyers are encouraged to inquire about prevailing sizes and quantities available.*

Traditional

T51

OLD LANEWAY



L 215 W 102 H 65 MM

***Specifications:**

Weight: 2.6 Kg
Strength: Above 75 Kg/Cm²
Water absorption: < 18%

Coverage per sq.ft. (10mm joint):

4" Wall - 5 pcs.
9" Wall - 10 pcs.
1 m² - 54 pcs.
1 m³ - 456.5 pcs.

**Specifications are indicative, buyers are requested to undertake tests in accredited laboratories to verify suitability of bricks for particular application.*

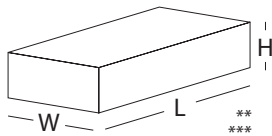
***Individual bricks may vary dimensionally this is natural characteristic of fired clay products and is catered for in relevant Indian Standard.*

****Dimensions are subject to change without prior notice, before ordering/designing buyers are encouraged to inquire about prevailing sizes and quantities available.*

Traditional

T52

DUTCH DRIFTWOOD



L 224 W 105 H 42 MM

***Specifications:**

Weight: 2.6 Kg
Strength: Above 75 Kg/Cm²
Water absorption: < 18%

Coverage per sq.ft. (10mm joint):

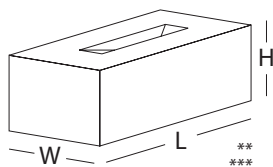
4" Wall - 8 pcs.
9" Wall - 15 pcs.
1 m² - 82 pcs.
1 m³ - 715 pcs.

*Specifications are indicative, buyers are requested to undertake tests in accredited laboratories to verify suitability of bricks for particular application.
**Individual bricks may vary dimensionally this is natural characteristic of fired clay products and is catered for in relevant Indian Standard.
***Dimensions are subject to change without prior notice, before ordering/designing buyers are encouraged to inquire about prevailing sizes and quantities available.

Traditional

T53

OLD ROSSATO



L 215 W 102 H 65 MM

***Specifications:**

Weight: 2.6 Kg
Strength: Above 75 Kg/Cm²
Water absorption: < 18%

Coverage per sq.ft. (10mm joint):

4" Wall - 5 pcs.
9" Wall - 10 pcs.
1 m² - 54 pcs.
1 m³ - 456.5 pcs.

**Specifications are indicative, buyers are requested to undertake tests in accredited laboratories to verify suitability of bricks for particular application.*

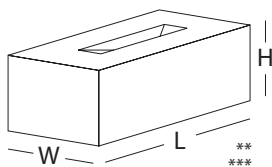
***Individual bricks may vary dimensionally this is natural characteristic of fired clay products and is catered for in relevant Indian Standard.*

****Dimensions are subject to change without prior notice, before ordering/designing buyers are encouraged to inquire about prevailing sizes and quantities available.*

Traditional

T54

OAKLAND DARK FOREST



L 215 W 102 H 65 MM

***Specifications:**

Weight: 2.5 Kg
Strength: Above 75 Kg/Cm²
Water absorption: < 14%

Coverage per sq.ft. (10mm joint):

4" Wall - 5.5 pcs.
9" Wall - 11.24 pcs.
1 m² - 60 pcs.
1 m³ - 529.10 pcs.

**Specifications are indicative, buyers are requested to undertake tests in accredited laboratories to verify suitability of bricks for particular application.*

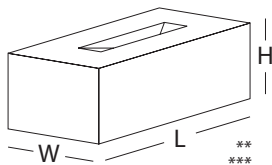
***Individual bricks may vary dimensionally this is natural characteristic of fired clay products and is catered for in relevant Indian Standard.*

****Dimensions are subject to change without prior notice, before ordering/designing buyers are encouraged to inquire about prevailing sizes and quantities available.*

Traditional

T57

CHARLESTON CHESTNUT



L 228 W 108 H 50 MM

***Specifications:**

Weight: 2.6 Kg
Strength: Above 75 Kg/Cm²
Water absorption: < 14%

Coverage per sq.ft. (10mm joint):

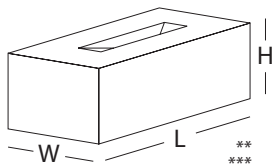
4" Wall - 6.5 pcs.
9" Wall - 13 pcs.
1 m² - 70 pcs.
1 m³ - 593.46 pcs.

*Specifications are indicative, buyers are requested to undertake tests in accredited laboratories to verify suitability of bricks for particular application.
**Individual bricks may vary dimensionally this is natural characteristic of fired clay products and is catered for in relevant Indian Standard.
***Dimensions are subject to change without prior notice, before ordering/designing buyers are encouraged to inquire about prevailing sizes and quantities available.

Traditional

T59

IVORY SANDSTONE



L 215 W 102 H 65 MM

***Specifications:**

Weight: 2.5 Kg
Strength: Above 75 Kg/Cm²
Water absorption: < 14%

Coverage per sq.ft. (10mm joint):

4" Wall - 5.5 pcs.
9" Wall - 11.24 pcs.
1 m² - 60 pcs.
1 m³ - 529.10 pcs.

**Specifications are indicative, buyers are requested to undertake tests in accredited laboratories to verify suitability of bricks for particular application.*

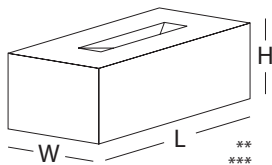
***Individual bricks may vary dimensionally this is natural characteristic of fired clay products and is catered for in relevant Indian Standard.*

****Dimensions are subject to change without prior notice, before ordering/designing buyers are encouraged to inquire about prevailing sizes and quantities available.*

Traditional

T61

SUBURBIAN OAKLEAF



L 228 W 108 H 68 MM

***Specifications:**

Weight: 2.5 Kg
Strength: Above 75 Kg/Cm²
Water absorption: < 14%

Coverage per sq.ft. (10mm joint):

4" Wall - 5 pcs.
9" Wall - 10 pcs.
1 m² - 54 pcs.
1 m³ - 457 pcs.

**Specifications are indicative, buyers are requested to undertake tests in accredited laboratories to verify suitability of bricks for particular application.*

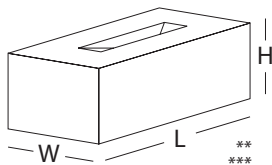
***Individual bricks may vary dimensionally this is natural characteristic of fired clay products and is catered for in relevant Indian Standard.*

****Dimensions are subject to change without prior notice, before ordering/designing buyers are encouraged to inquire about prevailing sizes and quantities available.*

Traditional

T62

BAVARIAN BLEND



L 220 W 105 H 65 MM

***Specifications:**

Weight: 2.5 Kg
Strength: Above 75 Kg/Cm²
Water absorption: < 14%

Coverage per sq.ft. (10mm joint):

4" Wall - 5.4 pcs.
9" Wall - 11 pcs.
1 m² - 58 pcs.
1 m³ - 504 pcs.

**Specifications are indicative, buyers are requested to undertake tests in accredited laboratories to verify suitability of bricks for particular application.*

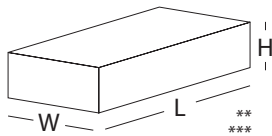
***Individual bricks may vary dimensionally this is natural characteristic of fired clay products and is catered for in relevant Indian Standard.*

****Dimensions are subject to change without prior notice, before ordering/designing buyers are encouraged to inquire about prevailing sizes and quantities available.*

Traditional

T63

ROYAL DUTCH RUMBLED



L 225 W 105 H 42 MM

***Specifications:**

Weight: 1.8 Kg
Strength: Above 75 Kg/Cm²
Water absorption: < 14%

Coverage per sq.ft. (10mm joint):

4" Wall - 7.5 pcs.
9" Wall - 15.5 pcs.
1 m² - 82 pcs.
1 m³ - 711.6 pcs.

**Specifications are indicative, buyers are requested to undertake tests in accredited laboratories to verify suitability of bricks for particular application.*

***Individual bricks may vary dimensionally this is natural characteristic of fired clay products and is catered for in relevant Indian Standard.*

****Dimensions are subject to change without prior notice, before ordering/designing buyers are encouraged to inquire about prevailing sizes and quantities available.*

Follow thebrickstoreindia on



THE BRICK STORE

Ahmedabad | Bengaluru | Godhra | Hyderabad | Ludhiana | Pune | Rajkot | Vadodara

Upcoming Stores: Indore, Nashik, Surat & Delhi

LR LR Sood & Co

The Brick Store - Ludhiana

M/s Lekh Ram Sood & Co
Sahnewal-Dehlon Road,
Near Khanpur Canal
Village Bhutta,
Ludhiana - 141206,
Punjab, India.
Cell: +91 94170 31265
+91 70690 06103
Email: ldh@thebrickstore.in

Brick Factory:

Jay Jalaram Brick Works
Near Main RTO Office,
Godhra - 389001,
Gujarat, India.
Cell: +91 75709 75709
+91 70690 06101
Email: sales@jjb.co.in

www.thebrickstore.in

quality is our way of life

